

100 Activity point – User Manual

1.Go to Link : <http://100points.gtu.ac.in/>



GUJARAT TECHNOLOGICAL UNIVERSITY

100 - Activity Points

Select Login Type :

Select ▼

2. Select student in Login type :



GUJARAT TECHNOLOGICAL UNIVERSITY

100 - Points Activity

Select Login Type :

Select	▼
Select	
Student	
Internal Examiner	
External Examiner	

3. Click on Register Button



GUJARAT TECHNOLOGICAL UNIVERSITY

100 - Points Activity

REGISTER

Login to your account

Login

Change Login Type

[Forgot Password?](#)

4. Enter Enrollment no & click on Go Button:



GUJARAT TECHNOLOGICAL UNIVERSITY

100 - Points Activity

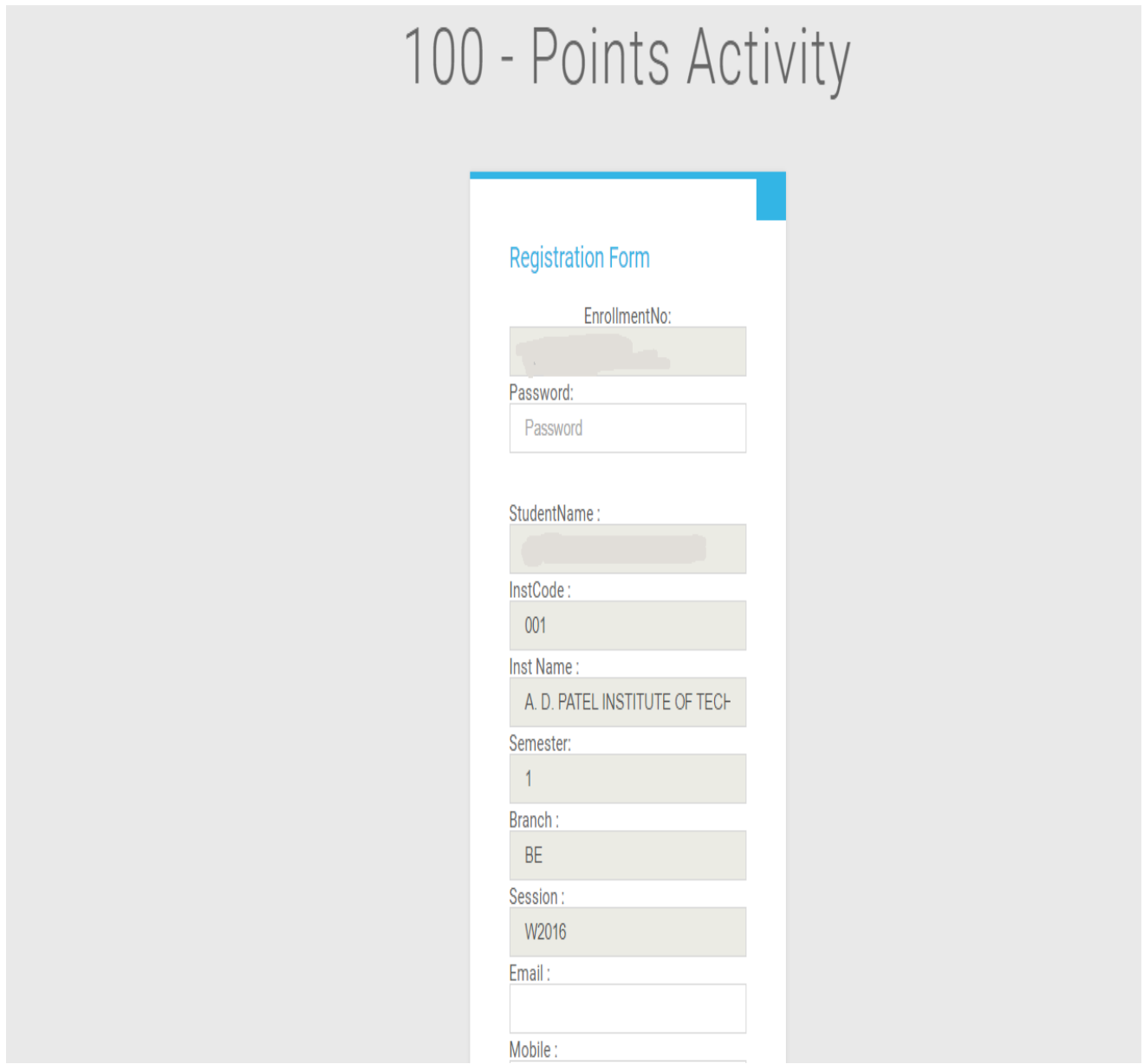
GO-BACK

Enter Enrollment No :

Go

5. Display Registration Page :

100 - Points Activity



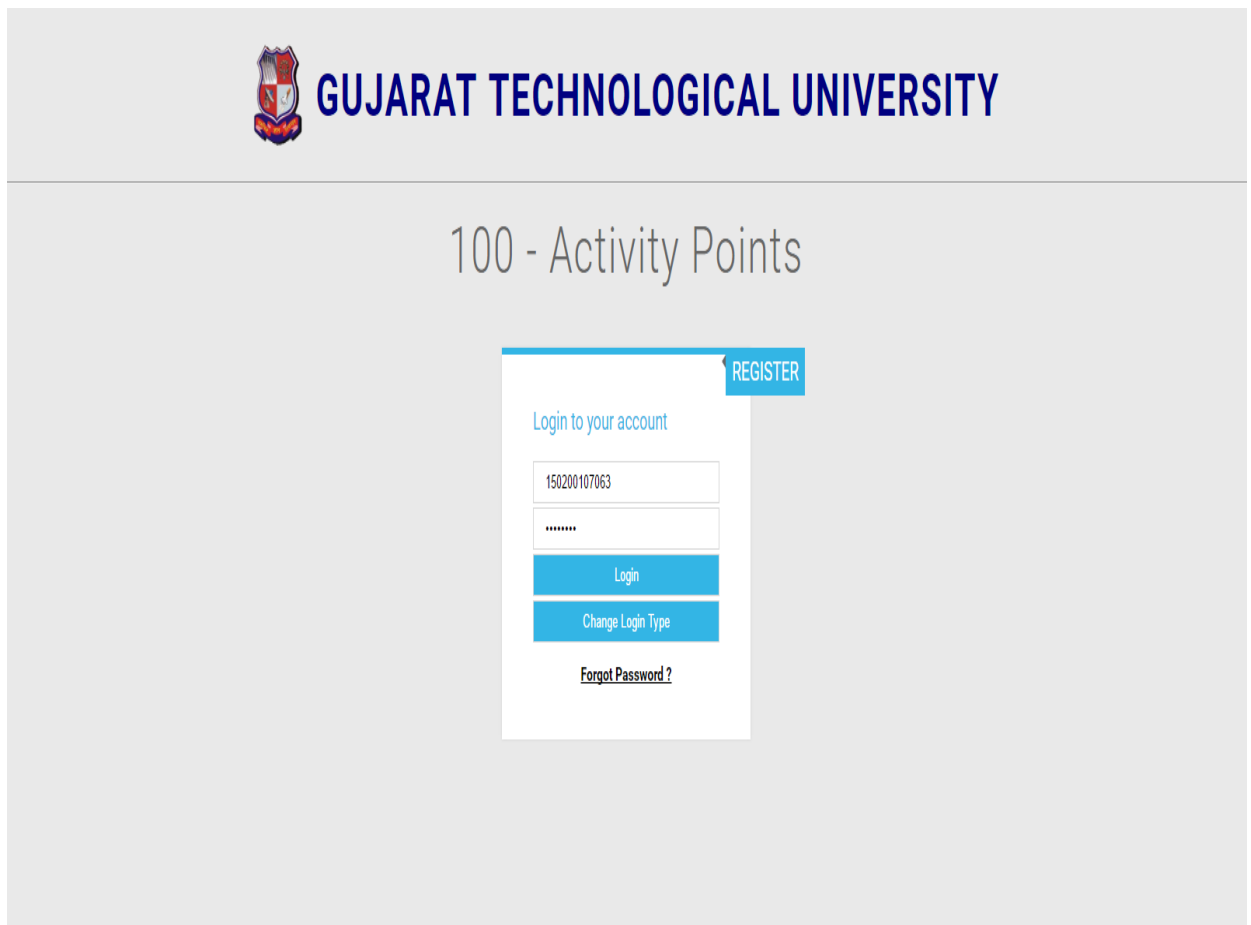
The screenshot shows a registration form titled "100 - Points Activity" with the following fields and values:


- Registration Form**
- EnrollmentNo:** [Redacted]
- Password:** Password
- StudentName :** [Redacted]
- InstCode :** 001
- Inst Name :** A. D. PATEL INSTITUTE OF TECH-
- Semester:** 1
- Branch :** BE
- Session :** W2016
- Email :** [Empty]
- Mobile :** [Empty]

- **Enter Password, Email & Mobile and click on Register button.**
After successfully registration your userid and password will be sent on your register email-id.

6. After Registration go to Login Page & select Student type:

- + Student Login with Enrollment and password.



 **GUJARAT TECHNOLOGICAL UNIVERSITY**

100 - Activity Points

[REGISTER](#)

Login to your account

150200107063

Login

Change Login Type

[Forgot Password?](#)

7. Student Dashboard

The screenshot displays a student dashboard with the following elements:

- Header:** A logo on the left, "100 - Activity Points" in the center, and "Welcome" on the right.
- Left Sidebar:**
 - Buttons for "Dashboard", "Display Data", and "Total Point".
 - A section titled "Point By Student" showing a value of "20".
 - A section titled "Point By Examiner" showing a value of "0".
 - A "Semester Status" table with "1" in the "Semester" column and "Lock" in the "Status" column.
- Main Content Area:**
 - Enrollment No : 150200107063
 - Name : Madia Zeal Pankajkumar
 - Approval statistics: "Approved By Examiner" (0), "Reject By Examiner" (0), and "Pending" (6).
 - A grid of six activity modules:
 1. Bridge Course (with a bridge icon)
 2. Technical / Research Skill (with a head and gear icon)
 3. Sports and Cultural (with a soccer player icon)
 4. Community Outreach and Social Initiatives (with a group of people icon)
 5. Innovation/IPR/Enterprenurship (with a blue circle icon)
 6. Leadership / Management (For the contribution of 1st Academica year) (with a group of people icon)

➤ Select one module & enter activity details.

8. Activity entry Page :

The screenshot displays the 'Activity entry Page' for a user named Madia Zeal Pankajkumar. The page includes a sidebar with navigation options like 'Dashboard', 'Display Data', and 'Total Point'. A top navigation bar shows '100 - Activity Points' and a 'Welcome' message. The main content area features a form for entering activity details, including fields for 'Sub Activity Head', 'Description', 'Event Date', 'Level', and 'Are you winner?'. A 'Submit' button is located below the form. To the right of the form, there are statistics for 'Approved By Examiner' (0), 'Reject By Examiner' (0), and 'Pending' (6). Below the form is a table listing previous activities with columns for Sr.No, Event Date, Description, Semester, Activity, Level, Points, Winner, Status, and Action.

Enrollment NO : 150200107063

Name : Madia Zeal Pankajkumar

Approved By Examiner: 0

Reject By Examiner: 0

Pending: 6

Point By Student: 20

Point By Examiner: 0

Semester: 1, Status: Lock

Bridge Course

Select Semester : Select

Select Sub Activity Head : Select

Description : *

Event Date : *

Select Level : *

Are you winner? :


Submit

Sr.No	Event Date	Description	Semester	Activity	Level	Points	Winner	Status	Action
1			1	Village Visit	College Level	2	NO	Approved	✎ ✖
2			1	Learning Engineering	College Level	2	NO	Approved	✎ ✖
3			1	History of Science & Technology	College Level	2	NO	Approved	✎ ✖
4			1	Life Skills	College Level	2	NO	Approved	✎ ✖

- ✚ First Select Semester from right side corner.
- ✚ Student have to fill activity details.
- ✚ Click on SUBMIT Button for SAVE your activity.


9. View Activity


- Student can see activity detail and also lock activity semester wise.



100 - Activity Points
Welcome ▾

Enrollment No : 150200107063

Name : Madia Zeal Pankajkumar


0
Approved By Examiner


0
Reject By Examiner


6
Pending

100 Activity Points - Report view : | Select Semester :

[Lock Activity](#)

:: Bridge Course ::							
Sr.No	Category	Semester	Description	Event Date	Level	Points	Status
1	Village Visit	1			College Level	2	Yes
2	Learning Engineering	1			College Level	2	Yes
3	History of Science & Technology	1			College Level	2	Yes
4	Life Skills	1			College Level	2	Yes

:: Technical / Research skill ::							
Sr.No	Category	Semester	Description	Event Date	Level	Points	Status
1	Technical Quiz	1			Zonal Level	6	Yes

:: Sports and Cultural ::
Data not Available.

:: Community outreach and social initiatives ::							
Sr.No	Categoryname	Semester	Description	Event Date	Level	Points	Status
1	Community Service & Allied Activities (Up to One Week)	1			College Level	6	Yes

:: Innovation / IPR / Entrepreneurship ::

Point By Student

20

Point By Examiner

0

Semester Status

1	Lock
---	------